



## IMF stays strong in fifth adventure



In the latest installment of the Mission Impossible series, “Mission: Impossible-Rogue Nation,” Tom Cruise reprises his role as Ethan Hunt, an agent for the Impossible Mission Force (IMF).

This time around, Ethan and his team must try to destroy the Syndicate, a highly trained organization determined to take down the IMF.

The team’s mission gets much more complicated after the government decides that it’s time to shut down the IMF for good.

Now, Ethan must work in secrecy and without the support of his country to stop absolute chaos from ensuing around the globe.

In this fifth installment of the series, director Christopher McQuarrie taps into the same formula that has made past movies in the series so successful.

“Rogue Nation” features the unforgettable action scenes these movies are known for with just the right amount of humor and plot twists built in.

Throw in some high-tech gadgets, a thrilling car chase and the movie has the makings for a summer hit that will not disappoint.

Viewers who haven’t seen the previous movies should not worry: Anyone new to the series will fully understand everything going on throughout the film.

Those who are fans of the movies, meanwhile, will spot some familiar faces and a few references from the last movie.

While this is not for families with young children, those with teens and tweens will enjoy it.

The PG-13 rating is appropriate due to several violent fighting scenes, though it is worth noting that very little blood is shown on screen and the violence is not as gratuitous as it is in many other action movies.

Normally, when a series gets to the fifth movie, the allure has worn off and the newer movies can’t seem to live up to its predecessors.

“Rogue Nation” seems to be the exception as the Mission Impossible formula seems to only improve with time.



By Andrew Onodera,  
14, a CK Reporter  
from Centennial

## Where do minions learn their career skills?

In many stories, evil overlords have minions to help them with their evil work.

In Sheila Grau’s first book, “Dr. Critchlores’s School for Minions,” the author shows us one way that evil overlords may get their minions.

The school is made up of humans as well as many fantasy creatures including ogres, zombies, and manticores.


A boy named Runt Higgins is a third year student at Dr. Critchlores’s School for Minions.

He is a werewolf, but he is always put in the dormitory for humans.

While in school, Runt had been noticing some peculiar events occurring around a certain new student.

He decides to find the cause of these terrible events, and he was determined to save the school from shutting down.

“Dr. Critchlore’s School for Minions” is a



fun and humorous book with some interesting illustrations.

It is different from other fantasy books because of its original concept that leads to events that are very strange.

Runt is a very understandable but unusual character, and his relationships with other characters make the story even more interesting.

Although this is Sheila Grau’s first book, it is well-written and very entertaining.

“Dr. Critchlore’s School for Minions” is a good read for ages 9 through 12 and is a good story you may enjoy reading during the summer.



By Jasmine Douglas,  
11, a CK Reporter  
from Thornton

ANOTHER  
*Killer* EXHIBIT

POWERED BY POISON AT



DENVER MUSEUM OF NATURE & SCIENCE

NOW OPEN

FREE WITH ADMISSION



# 'Brickumentary' tells the true story of Lego

Around half a billion people grew up with it. There are over one hundred pieces per person on the planet.

Sound familiar?

This is the Lego brick.

"A Lego Brickumentary" tells the story of this revolutionary toy, and its journey from 1958 to present day.

The Lego brick has been enjoyed by countless people and, with nearly endless possibilities, Lego is more than just a simple brick.

In fact, Lego has multiple conventions, including -- but not limited to -- BrickCon, Brickworld, and Brickfair.

Adult Fans of Lego or "AFOL," has created epic creations, like Rivendell from "The Lord of the Rings," or a giant Star Destroyer from "Star Wars."

All of this and more is in the Brickumentary.

Lego is the second biggest toy company in the world, but in 2004 they were financially in trouble.

They were on the brink of bankruptcy and struggling to both give fans what they wanted and also to manage costs.

In 2004, Jorden Vig Knudstorp, the CEO of the Lego Company, tried doing something that would save the company: He gave fans creative direction for sets.

That, along with smart management, saved Lego and helped it become the juggernaut it is today.

Nowadays, Lego has added more themes and tie-ins to movie blockbusters to their huge catalog, including Lego "Jurassic World"



and "Star Wars" sets and fan favorite "Ninja-go" series.

If you liked "The Lego Movie" you will certainly like the Brickumentary's charm.

Along the way we have a Lego Minifigure guiding us through the movie.

The figure is in a stop motion segment, to transition scenes.

There is also some other stop motion, too, talking about the founder of the Lego Company, Ole Kirk Christiansen.

"A Lego Brickumentary" is an interesting movie about Lego, that Lego fans of all ages will enjoy.



By Carson Butler, 12, a CK Reporter from Littleton

# Tasteful education



Photos/Kylene Santoro

In spite of wielding eight-inch blades for two days, we each went home with all of our fingers intact!

That's because the first thing Chef Dan Witherspoon teaches his students at The Seasoned Chef Cooking School is safety in the kitchen.

If you want to learn the basics of cooking, The Seasoned Chef offers cooking classes and culinary camps for both teens and adults.

The courses start with a mini-class that teaches you how to properly choose, and then use your knife.

Be prepared to cut up lots of fresh fruits and veggies, because the most exciting part of this culinary techniques class is that you are in a totally hands-on environment.

At the Seasoned Chef, you, and not the instructor, cook all the food.

Each cooking class has a themed menu.

Some of the children's camps this summer include "Rollin' Sushi," "An Italian Adventure," and "A Mexican Fiesta."

Sushi is a Japanese food that combines vinegary rice with a variety of different ingredients such as raw seafood and vegetables.

The Italian Adventure class teaches participants how to make menu items like hand-

made fettuccine, sun-dried tomato bruschetta, and almond biscotti.

Having attended the class, "A Mexican Fiesta" is my personal favorite.

At this camp, we made everything from homemade tortillas to deep-fried churros with a Mexican hot chocolate dipping sauce.

The classes are designed around a theme, but the chefs teach students to cook menu items to their personal taste.

My favorite recipe from class was absolutely delectable and the school gave me permission to share it:

## TORTILLA SOUP

- 2 Tbs. vegetable oil
- 1 yellow onion, diced
- 2 Tbs. minced garlic
- 2 jalapenos, stemmed, seeded, and minced
- 6 cups chicken stock
- 1 (14.5-ounce) can fire-roasted diced tomatoes
- 1 (14.5-ounce) can black beans, rinsed and drained
- 3 chicken breasts, boneless and skinless
- 2 limes, juiced, plus wedges for garnish



- Salt and freshly ground pepper
- 1 cup roughly chopped fresh cilantro leaves
- 1 small bag corn tortilla chips, hand crumbled
- 1 avocado, pitted and sliced
- 1 cup shredded Monterrey cheese

In a large saucepan, heat the vegetable oil. Add the onions and cook for 2 minutes. Once the onions have softened, add the garlic and jalapenos and cook for another minute.

Pour the chicken broth, tomatoes, and beans into the pot and bring to a boil, then reduce to a simmer and cook for about 10 minutes.

Add the chicken and simmer for 20 to 25 minutes. Remove the chicken and let cool. When cool enough to handle, hand tear into small, bite-sized pieces.

When ready to serve, add lime juice and fresh cilantro to the pot. Taste and adjust the seasonings.

In a serving bowl, add a mound of the chicken.

Ladle soup over the chicken and serve with lime wedge, tortilla pieces, avocado slices, and cheese.

After mastering some of the classes, students may wish to consider participating in the school's Chopped Jr. Competition.

This class gives groups of participants (ages 11 and up) the chance to create something fabulous with two mystery ingredients.

Judges determine the winners of the cook-off. First prize is a free cooking class and some kitchen utensils.

I had lots of fun at the Seasoned Chef and my classmates also gave the Mexican Fiesta camp rave reviews.

Some of the up-coming classes include Mastering the Chef's Knife on August 3rd and Classic Indian Cuisine on August 15th (see [www.theseasonedchef.com](http://www.theseasonedchef.com)).

And the best part of The Seasoned Chef Cooking School?

Somebody else does the dishes!



By Kylene Santoro, 13, a CK Reporter from Morrison

# T-rex teeth were sharp as (steak) knives

You would expect a Tyrannosaurus Rex to have sharp teeth, but part of the fun of science is finding answers to questions like, "How sharp?"

According to a group of paleontologists, theropods -- the meat-eaters that included T-Rex and the Allosaurus -- had teeth that sliced through flesh like steak knives, because, like steak knives, they were serrated.

A steak knife, however, only has serrations -- the tiny sharp bumps

that help it cut meat -- on one edge. T-Rex and his pals had serrations all around their teeth, and there's more, researchers discovered.

Teeth are made of dentine with an outer covering of enamel.

But theropod teeth had layers of dentine even within the serrations, which added strength and kept the serrations from wearing down and becoming smooth from biting through bones.


Researchers not only x-rayed teeth that were showing when the

theropods died, but also teeth that were inside their jaws, waiting to come out and replace any teeth on the surface that broke off. Those were already serrated, too.

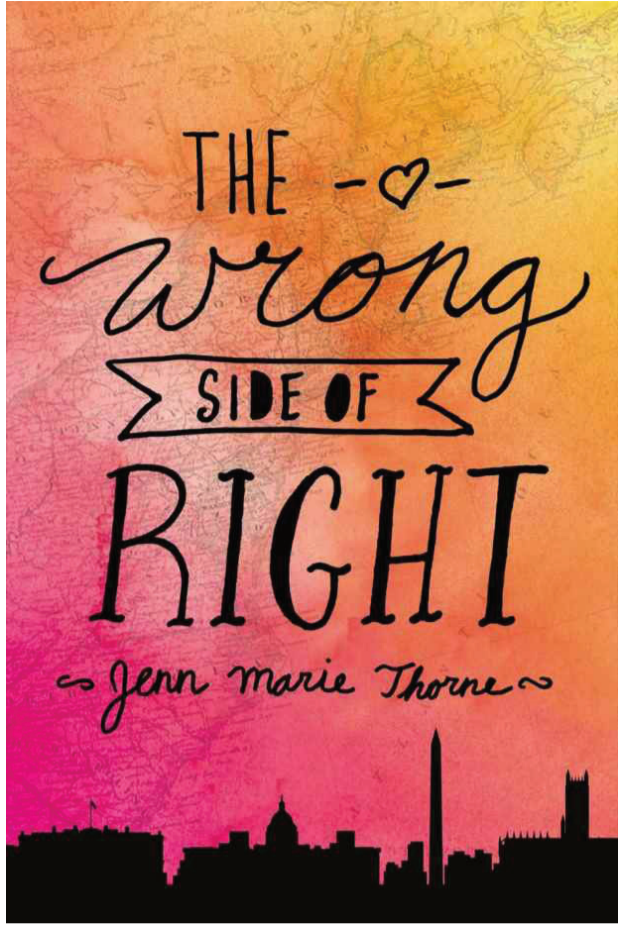
Because theropods were completely carnivorous, their teeth, like cats' teeth, were all sharp and made for cutting flesh.

Omnivores like dogs and people have a mixture of sharp, flesh-tearing teeth and molar-style teeth made for grinding vegetables.

images/ Danielle Dufault



# Novel blends political and personal issues



**A** powerful politician, who is running for president, and turns out to be a long-lost father?

“The Wrong Side of Right” by Jenn Marie Thorne is a realistic novel about Kate Quinn Cooper, 16, who unexpectedly finds out that her long-lost father, Senator Cooper, is running for president.

At the time of the discovery, Kate has been living with her aunt and uncle in South Carolina since her mom had died a year ago.

Suddenly, when the senator and his campaign workers arrive in her living room, Kate’s life is turned upside down.

She is moved in with a family she didn’t know she had, and put on the campaign trail with the Senator and his family as they try to find supporters.

Kate tries to make herself comfortable in the family and campaign, but where does she fit into her dad’s and her new family’s life?

Not sure what to do, Kate follows along the campaign, just waving and smiling, but, as she starts to speak out, her thoughts become conflicted.

Should she say what she feels or hide it like her father’s campaign workers tell her to?

Kate struggles to trust her family and to find out who she is and what she believes in, and how to face her problems.

This political page-turner is spectacular and unlike anything I’ve read before.

It is set in modern times, so I was able to relate to the book.

But politics are a huge part of this book, as Kate’s father is running for president, so it would help if you knew at least a little bit about those things.

Still, it is mostly based on building friendships, family love, and finding out who you are.

There is some romance in the book, but it is well-done and it is not one of the main plot points.

This novel is very detailed and the characters all have individual personalities that help you visualize the book.

However, if you are an action and adventure fan, this is not the right book for you.

This 390-page book is probably not the best for 10-and-unders, either, for there is a significant amount of profanity.

“The Wrong Side of Right” by Jenn Marie Thorne is one of the best books I’ve ever read, and the next time you are at the library, bookstore or online, be sure to check out “The Wrong Side of Right.”



By Kayla Mitchiner, 10, a CK Reporter from Golden

# Today’s world is less hungry than it used to be

In 1996, the Food and Agriculture Organization of the United Nations held a “World Food Summit” in Rome, where member countries set a goal of cutting the amount of hunger in the world in half by 2015.

Now it’s 2015, and the FAO has announced some very good progress in reaching that goal, particularly in South and Central America, and in East Asia.

In those regions, most places have been able to reach the Millennial Goal of cutting hunger in half, and even those countries that haven’t quite reached that goal are almost all making some progress.

As for the red spots on this FAO map, the nations that have not made progress, if you have been following the news, you’ll recognize many of them as places with deep troubles besides just hunger.

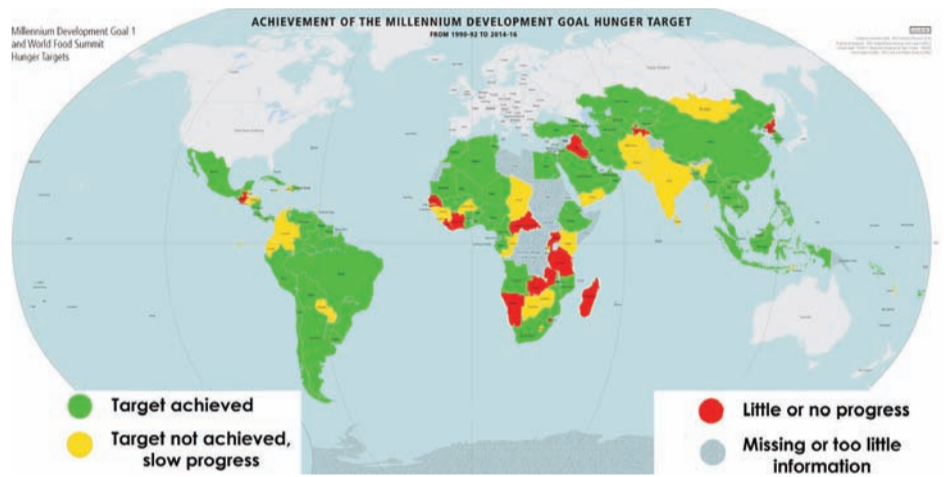
For instance, it’s not surprising that Afghanistan has had trouble making as much progress as the FAO would like, given the years of war it has suffered, and that Iraq, another war-torn nation, is making almost no progress at all.

And there wasn’t even enough information coming from Syria to tell how that refugee-filled nation, which is in the middle of both a violent revolution and an invasion by ISIS, is doing.

It’s also important to remember that, while cutting hunger in half is a very good result, it still leaves many people hungry or undernourished.

The FAO is pleased with the results so far, but “so far” is what they are concentrating on, because the job is far from over.

“The near-achievement of the MDG hunger targets shows us that we can



indeed eliminate the scourge of hunger in our lifetime,” said FAO Director General José Graziano da Silva.

It’s also important that eliminating hunger doesn’t just mean sending food from wealthy nations to poor nations. It means building up communities to the point where people there can feed themselves and not rely on others.

As Kanayo F. Nwanze, president of International Fund for Agricultural Development, said, “We must work to create a transformation in our rural communities so they provide decent jobs, decent conditions and decent opportunities.”

## Sudoku

2					6
					4
		6	3		
4	3		6		
3		2			
	4			1	

Rules: Every row across, every column down and each of the six smaller boxes must contain numerals 1,2,3,4,5 and 6, one time and one time only.  
The solution to this week’s puzzle is on Page 4.



## Brainteaser

Barack Obama turns 54 today and so our answers this week will all begin with the letter “P” for “President.”

1. Lima is the capital of this South American country.
2. This science studies dinosaurs and other fossils.
3. This woodwind instrument is half the size of a regular flute.
4. Author and cartoonist of the “Big Nate” series
5. Military officer and explorer for whom a mountain near Colorado Springs is named
6. This light golden horse is named for the Spanish word for “dove.”
7. Word for land surrounded on three sides by water, like the Yucatan
8. French hunting dog whose unique haircut was designed to protect its joints from cold water
9. This three-letter word for a friend comes from the Romany or “gypsy” language.
10. Japanese type of bread crumbs used as a coating for cooking  
(answers on Page Four)

## Scientists prove you should watch where you’re going.

**W**hen you read about a study that claims to prove something unexpected, one of the first things you should ask is “How many examples did they test?”

You shouldn’t trust an experiment that only tested 30 people. If they tested 300, maybe. If they tested 3,000, even better.

But here’s a scientific experiment you can probably trust, even though they only tested 30 people, because what they proved is something that you already probably knew.

Specifically, researchers at Texas A&M and England’s Bath University set up an obstacle

course to see what happens when people try to text while they are walking.

The people they tested didn’t actually run into anything, but they didn’t walk a straight line and they did clumsy things like stepping up on a curb higher than necessary.

Researchers noticed that the younger test subjects were a little better at walking and texting than older people, probably because they’re more used to texting anyway.

But they compared it to being drunk, and suggested that, if you have to text someone, it’s safer to stop to do it.

photo/Duncan Harris



# Beyond These Four Pages!

## Hot Links to Cool Sites!

### NASA's Space Place

[http://nieonline.com/coloradonie/nasa\\_space\\_place.cfm](http://nieonline.com/coloradonie/nasa_space_place.cfm)

### NIE Special Report

[http://nieonline.com/coloradonie/special\\_report.cfm](http://nieonline.com/coloradonie/special_report.cfm)

### Headline Geography

<http://nieonline.com/coloradonie/mapper.cfm?feature=archive>

### Pulse of the Planet

<http://nieonline.com/coloradonie/pulse.cfm>

### How to become a NextGen Reporter!

[http://nieonline.com/coloradonie/youth\\_reporter.cfm](http://nieonline.com/coloradonie/youth_reporter.cfm)



To read the sources used for these stories

T-Rex Teeth

Texting While Walking

World Hunger

go to [tinyurl.com/ckstorylinks](http://tinyurl.com/ckstorylinks)

# Reach for the Stars!



Fritter wants to learn how to jump rope at least 5 times in a row. But it will take a plan to reach his goal.

Like reaching for the stars, a big dream or goal may seem hard to reach. But all big goals are really just a lot of smaller goals that add up to the big one.

Think of it like this ladder. Each step climbs toward the goal at the top.

Jump rope 5 times in a row	Your Goal:
Practice for 5 minutes	Step 6:
Jump rope 2 times in a row	Step 5:
Practice for 5 minutes	Step 4:
Turn the rope and step over it	Step 3:
Hop on two feet for 15 seconds	Step 2:
Watch a friend jump rope	Step 1:

## ARE YOU READY TO BIKE SAFELY?

# Bike Safety Check List



This summer, you'll probably be spending a lot of time riding your bike in the fresh air. It's great exercise and lots of fun for the entire family. But before you put on your helmet and start peddling, be sure to use this handy safety check list to make sure you and your bike are ready to roll!

- I know and obey all of the traffic signs and stop at all stop signs.
- I get off my bike when I cross the street at a corner.
- I always wear a helmet - it's the law!
- I don't ride or walk on railway tracks.
- I wear light-colored and close-fitting clothing.
- I give the right-of-way to pedestrians.
- I don't dart between parked cars and I look before entering bike lanes.
- I use headlights and reflectors at night.

- Safety flag and reflectors to make your bike more visible to drivers.
- Chain guard is in place.
- Bell to alert pedestrians.
- Wheel spins without touching bars on the sides.
- The brakes work properly.
- Front fork is straight and handlebars are centered over the front wheel and tight.
- Tires are properly inflated and the valve stem is straight.
- I can straddle the bike frame with both feet flat on the ground.
- NOTE: It is a good idea to visit your local bike shop for a yearly check up of your bike!

## Sudoku Solution

3	1	2	5	4	6
5	6	4	2	1	3
2	5	6	1	3	4
1	4	3	6	2	5
4	2	5	3	6	1
6	3	1	4	5	2

## Brainteaser Solution



(see Page Three)

10 right - Wow!

7 right - Great!

5 right - Good

3 right - See you next time!

1. Peru 2. paleontology 3. piccolo 4. (Lincoln) Perce  
5. (Zebulon) Pike 6. palomino 7. peninsula 8. poodle  
9. pal 10. panko

# ColoradoKids

is produced by  
Denver Post Educational Services  
Executive Editor: Dana Plewka  
dplewka@denverpost.com  
CK Editor: Mike Peterson  
coloradokidseditor@gmail.com  
We welcome your comments.

eEditions of the Post are  
free of charge for classroom use.  
Contact us for information on all  
our programs.

Denver Post Educational Services  
101 W. Colfax Ave.  
Denver CO 80202  
(303) 954-3974  
(800) 336-7678

For tools to extend the learning in this feature,  
look under "Youth Content" at:  
[www.ColoradoNIE.com](http://www.ColoradoNIE.com)

Stories without bylines were written by the editor.



ColoradoNIE.com