


E-News Tools for School!



A Hot Topics Hot Series Supplement From

--

Newspapers Deliver!

Every day, all over the world, people read newspapers to find out what they need to know. The most important function of a newspaper is to provide people with information about government and world events. But that's not all they provide.

Newspapers include lots of practical and useful information, too. They entertain us with comic strips and funny stories. They build our brains with word puzzles. They help us make informed decisions when we shop and when we vote. They give us detailed information so that we can put what we read into the context of our lives. They educate us with special features and stories. Newspapers combine what you need to know with what you want to know. For many years, newspapers were delivered only in print. Now newspapers deliver news and information in print and also in computers, iPods, cellphones, and other handheld devices.



Newspapers have been bringing people news and information for longer than any other media form. Before there were computers, there were newspapers. Before there were televisions or radios, there were newspapers. Before telephones or telegraph wires, there were newspapers.

Newspapers have always been the most inexpensive way for people to get news and advertising information. They have always been "user-friendly," so people can navigate easily between the sections, reading only what interests them. Now that they're online, they're easier and maybe more fun to use than ever before.

Also known as e-editions, online newspapers are exact copies of the print newspaper that readers can read on their computers.

There are lots of terrific things about using an online newspaper:

- Readers can see all the same text, photos, and ads that they would see in the print newspaper.
- Readers can flip through pages, skim headlines and stories, and use e-editions much the same way as with print editions.
- It's easy to change screen layout and move easily through pages or sections. Plus, moving the mouse over a story or headline often provides a summary for a quick read.
- Readers can type in keywords to research people or topics.
- Readers can save or print articles by just clicking a button.
- Online newspapers don't need to be recycled, so they're environmentally friendly.



Get to Know Your E-Edition

Learning standards: skimming and scanning

Get to know your e-edition newspaper by going on a scavenger hunt to find each of these items. Write the page number on which you found each one.

Index	_____	A funny comic strip	_____
Help Wanted ads	_____	A display ad for clothing	_____
A picture of a politician	_____	The name of a foreign country	_____
An example of good news	_____	The weather report	_____

This Hot Topics supplement was:

Written by Debby Carroll
 Edited by Ken Bookman
 Designed by Roel Wielinga
 Copyright 2008 Hot Topics Hot Serials

Check Out Your E-Edition

Take a look at the front page of your newspaper's e-edition.

Think about a newspaper you have seen before in print. On this T-chart, write some comparisons of the print and online newspapers. What can you do with a print newspaper that you can't do with an online newspaper? What can you do with an online newspaper that you can't do with one in print?



Print newspaper

Online newspaper

Now let's have some fun playing with "power tools." The e-edition tools that you have at your fingertips will give you the power to interact with the newspaper easily. But, unlike real power tools, these are easy and safe to play with.

Begin by looking at the toolbar of your online newspaper. Take note of the "Help," "Introduction," or "Information" icon, if there is one. It's called different things in different e-editions, but whatever it's called, its function is to help you understand how to use the various features. Let your eyes and mouse explore what you see. What happens as you just roll your mouse over the page? That's called "mousing over." Try that, and click every once in a while to see what happens.

Try each of these explorations and write an answer telling what happens after each action.

Click on a photo. What happens?

Click on the most interesting headline you see. Write the headline here and tell why it's interesting and what happened when you clicked on it.



Moving Through the News



A pull-down, or drop-down, menu is a list of commands or options that appears when you select an item with a mouse – usually when you click on the menu title that causes the options to “drop down” and be displayed. You can then choose options by clicking the “drop-down” item or by continuing to hold the mouse button down, scrolling (rolling your cursor down the list with your mouse) down the list, and letting go when you’re on the item you want to choose.

Look for a pull-down menu to take you from page to page. If you use a pull-down menu, it will move you through the pages quickly.

But, hey, you have lots of options for moving around your e-edition. If you don’t find the pull-down menu easy to use, you can probably move from page to page using arrow icons. Click on the one pointing to the right to move ahead by one page; the one pointing to the left will take you back a page at a time. Look at the arrow icons on your e-edition. You might have just one to the left and one to the right, or you might have four arrows. They might be labeled “First,” “Prev,” “Next,” and “Last.” If they are, that means that “First” takes you to the first page of the newspaper, “Last” takes you to the last page, and “Prev”


takes you to the one just before the one you’re on. Want to guess where “Next” takes you?

So step into the newspaper, but let your fingers do the “walking” for you. Take a few moments to move through the pages by using the pull-down menu or the arrow icons. Suppose you want to move about ten pages from where you are. Which method will get you there faster? Try one method to see how long it takes you. Then go back to the first page and try the other method of moving through the pages. Which seemed faster, the pull-down menu or the arrow icons? Which do you prefer? You can even type a page number into the “Go” tool (if there is one) if you know the exact page you want to see.



So Much News, So Many Views

As you move through the e-edition, you have options for how you want to see the content of a given page. You can choose the icon on the toolbar that says “Single” to see just one page at a time, or you can choose “Double” to see a two-page spread, or you may be able to choose “Thumb” or “Thumbnail” to see tiny images of many pages.



Moving From Section to Section

In many e-editions, the various sections of the newspaper are displayed on an index sidebar (a column on one side of the page) and also on an index pull-down menu. There may also be an index of every story in the newspaper, listed by headline. Use one of those index tools to find the Sports section and to find one story you’d like to read. Email it to yourself to check out later.

The great thing about your e-edition is that it’s loaded with options!

Learn By Exploring the Online News

Newspapers have always been great for helping you learn. The content is real and so it makes reading and writing lessons very interesting.

Here are a few language-arts activities that use the online newspaper to help you read and write better. Each activity begins with one skill (**objective**) you'll learn.





Objective: Think critically and make predictions

Look at the first page of your online newspaper. Find where the sections of the newspaper are listed. They might be in a pull-down menu, or they might be listed along one side of the e-edition. On these lines, write the name of each section along with your prediction of what readers will find in that section. After you're finished making predictions, use the tools that move you from section to section to visit each section and see if your prediction was accurate.

Objective: Practice punctuating dialogue

Use the section or the search tool to find the comics in today's online newspaper. Enjoy reading a few of the strips and then try this. Move your mouse over one strip, and click on it. What happens? Can you find a tool to help you choose to look at just one strip? See if you can open another "window" containing just that one strip. If you can, try to find a "View" tool that will enable you to make that one strip into a PDF file. Even if you can't do that, you can still look at that one strip and write out the dialogue with the correct punctuation. You'll need to show what each character is saying by using quotation marks instead of word balloons and by adding the character's name. For example, if you saw a comic where Charlie Brown has the word "Golly" in a word balloon over his head and Snoopy has a balloon reading, "Yes, it's true," you would write: Charlie Brown says, "Golly," and Snoopy answers, "Yes, it's true."



Connect With the 'Net


Since you're online reading a newspaper anyway, why not use the Internet to help you read and write better? Here are links to a few sites that can help you with grammar and punctuation. Remember, websites change often, so if you can't find one of these, just use a search engine (like Google or Yahoo) and type in "grammar help."

www.funbrain.com/grammar
www.spellchecker.net/spellcheck/
www.chompchomp.com/menu.htm

More Reading and Writing Activities

Objectives: write creatively, build vocabulary

Using the Sports section to learn about good writing is always good fun. The writing style in that section is often vivid and figurative (very descriptive). Start on the first page of your e-newspaper, and use the "Search" tool (just the one for today's paper, not the one that searches the archives from other days' newspapers) to find a story about a sport you think will be in today's newspaper. Once you get your search results, move through the newspaper to find one of those stories. See if you can find the best-written story about that sport, if there's more than one. Identify some of the words and phrases that make the story so much fun to read. Then write a descriptive paragraph using lively and colorful language. You can write about a sports event you were involved in or write about any topic of your choice. Just make it come alive with the words you use.



Objective: organize efficient online searches

The newspaper is like a mirror in that it reflects real life. It allows people to read about events that are happening that they find interesting. An online newspaper makes it even easier to "customize" your newspaper reading so that you'll see only things that interest you. Here's your assignment: Locate each of the items on this list by using the e-edition tools. For each one, write the steps you took to find it. How did you get from the front page to wherever you needed to go to find each of these? Write a description of each one you found and how you found it. Did you use a search tool? Did you use pull-down menus? Did you just click from page to page?

National news story _____

TV show you might like _____

News story about the neighborhood you live in _____


Story about an athlete you like _____

An ad for clothing _____



Math Matters

One of the best things about using a newspaper to help you understand math is that the numbers are real and authentic data about life. It makes “doing the math” even more interesting. Here are some activities that will give you some extra math practice.




Objective: gathering data

Counting people is something governments do all the time. In the United States, the Census Bureau counts people every ten years. You can read about that online at www.census.gov. (It’s fun to look up the information for your community.) You can take a count or tally of your own, too. Use the index to find the comics in your e-edition. Your assignment is to take a census of all the comic characters. You’ll make a tally chart of what you count. Count each character only once and put a mark in the correct column for each one. The chart here shows 4 men, 2 women, 3 boys, 1 girl and 2 animals on the first line. On the blank lines, fill in the tally marks of your comic census.


Men	Women	Boys	Girls	Animals
IIII	II	III	I	II

When you finish this assignment, click on the “Thumb” or “Thumbnails” icon of your e-edition to see lots of pages at once. See if you can find any charts or graphs in today’s news. Look at one to see what data it represents. Write a description of one chart or graph you find.



Objective: computation

The 24@Game is a very popular math game that uses different numbers and math operations to reach the number 24. There are even tournaments to find the champs. Use the Cars for Sale ads to create your own newspaper game of 24. Use the index of your e-edition to find the ads for used cars in the Classified section. Using only the numbers you find on one ad, can you somehow reach 24? For example if a used 2001 Honda Civic costs \$4800 and it has 2 doors, you could divide 4800 by 2 and get 2400. If the ad says you can put \$100 as a down payment to buy the car, you could divide the 2400 by 100 and get 24. Have fun playing E-News 24.



Math and Money Matters


Objective: use addition and subtraction of money



It's your turn to go shopping through the e-edition of the newspaper! Get ready to spend, but remember a couple of things. When you line up your math problems, take note of the placement of the "\$" (dollar sign) and the placement of the decimal points that separate dollars from cents. You'll work with a partner. One of you is a buyer and one is a seller. You have \$1,000 to spend, and you can't go over that amount. The idea is to buy as many things as you can for a total of \$1,000, making "purchases" from advertised items. When the buyer makes a purchase, he or she will subtract the amount spent from the \$1,000. When the seller sells something, he or she will add the amount to the cash pile. At the end of the allowed time, the buyer should have lots of things but little or no money, while the seller should have as close to \$1,000 as possible. Use the e-edition PDF tool to print each item bought. You and your partner should put together a booklet showing the items and the math work for both the buyer and the seller. Compare your booklets to the booklets of others in your class to find out who was able to buy the most for the money.

Objective: use addition and subtraction of money

It's fun to think about growing up and finding your own place to live. This activity will help you do just that. Use the e-edition index to find the Classified ads and then find Apartment for Rent ads. Your assignment is to pick a neighborhood with affordable rent. You will be seeking apartments based on three different salaries - \$400 per week, \$450 per week, and \$500 per week. First, compute your monthly earnings on each of these salaries. (Hint: multiply the weekly earnings by 4.333) Then compare ten different apartments to see which you think you can afford. The rents will be listed by monthly amount, so compare that to your monthly earnings. Don't forget that you'll have other expenses, too. Your affordable monthly rent equals 28 percent of your monthly earnings. Which of the ten apartments could you afford on each salary?



Social Studies Activities

Newspapers have tons of information about a variety of topics, but underneath it all, the mainstay of the newspaper is the news. That's why newspapers are so valuable to help you learn about things like government, issues, politics, geography, cultures, and other aspects of everyday life. These activities will help you in those explorations.




Objectives: explore career opportunities, write creatively, work cooperatively

Perhaps you've read the novel *The Giver* by Lois Lowry. In it, the people live in a society where there are supposedly no worries because people don't really make decisions for themselves. Twelve-year-old children are given the jobs that they will perform for the rest of their lives. You're fortunate enough to live in a world where you do have the privilege and responsibility of making important decisions. One such choice is deciding on the job or career you want. The newspaper can help you choose. Start on the first page and use the pull-down menu to find the Classified Ads. Then, mouse over until you find the Help Wanted ads. Skim through the job choices and find five that interest you. Rank them in order from 1 to 5, with 1 being your favorite. Write a letter to your first-choice employer saying why you'd be a good person for the job. In this kind of letter, you'll want to give details about how good a person you are and what traits you have that would make you a good worker.



As a follow-up to this lesson, try this. Stand in a circle with your class. Each person is going to tell part of a story. The first person will begin making up a story about the job he or she picked from the Help Wanted ads. After a few sentences, the next person will continue the story, adding a few more sentences and somehow weaving in the job he or she chose. Continue around the circle with each person continuing the story and adding the career he or she chose to the story plot.

Objective: identifying attributes and functions of a community



On a piece of paper, create a word map or star map of the word "community." You'll write the word in the center of your paper, then draw lines coming out from that center, like a sun with rays. On each line, write one word that you think tells something about what a community is.

A community can be many things — a neighborhood, a church, a school, and more. What do all communities have in common? After you have created your word map about "community," skim through the e-edition looking for articles and pictures that are related to some of the words you wrote. You can also use the "Search" tool to see if any of those words are in today's newspaper. Use the email tool to send the articles to yourself. When you have collected a few, read them over and write an essay about what your community means to you and how your community is showcased in your local newspaper.

More Social Studies Activities

Objective: understand the natural and community effect of natural disasters

One story that appears often in the news is that of a natural disaster. Natural disasters make news because they affect lots of people and often cause a great deal of damage. Brainstorm a list of natural disasters like volcanoes, wildfires, hurricanes, blizzards, earthquakes, and others. Use the search tool of your e-edition to see if any of the terms on your list are in the newspaper today. Find one, and see whether you can locate five facts about the disaster, what caused it, what effect it had on people, and what was done to help them. It may be interesting if small groups of students search a different term so the groups can then “jigsaw” what they learned. Then, use the pull-down menu to find the editorial page. Write an editorial telling whether you think government should help citizens recover from disasters.



Objective: explore diverse cultures

The dateline is the part of a news article right at the beginning that tells a reader where a story takes place. If there is no dateline, it usually means the story happened locally. Click on the icon that lets you see two pages of the e-edition at one time (it may be marked “Double”) so that you can see more stories at once. Skim the pages looking for a variety of datelines from lots of places. Choose one place that interests you. Summarize why it’s in the news. Go online to learn more about it.

Objective: use the online tools

Online newspapers make it easy to move through the sections choosing stories of interest. It’s also easy to customize an issue for a special audience. Your assignment is to create a special newspaper just for teens, using the news and information in today’s newspaper. You’ll be picking out the pages in today’s newspaper that will be of the most interest to an audience of young people like yourself. Find the index of all the headlines in today’s newspaper and scroll through them to find those that you think young people would want to read. Check out the pages that have those stories. Narrow your choices down to about ten pages so that you are creating a 10-page newspaper for your audience. Use the “PDF” feature to make a PDF file of each page you want to include in your newspaper. Put your newspaper together and compare it with the ones your classmates create.

Science E-Edition Explorations

Science is around you at all times. That's why it's also covered every day in the newspaper. The e-edition makes it easy to research science topics, too. You can type a search term, such as "environment," "global warming," "medicine," "health," or "space" and find any stories that contain those words.

Here are some other learning activities that will help you learn science by using your e-edition.

Objectives: identify forms of energy, describe how energy is conserved

Our natural resources, such as oil, gas, and coal, are limited. That's why it's so important to learn how to use them wisely. As you go from page to page in the e-edition, you'll see many examples of energy being used. Click on the right arrow to move from page to page and jot down each time you see energy being used. Find five energy uses and then write a description of how each use could be reduced so less fuel is consumed.

BONUS: Write an essay telling why an e-edition is a "greener" or more environmentally friendly choice than a print newspaper.

Objectives: explore common themes of science, write to develop fluency

Science fiction stories aren't true, but they might be based on some scientific fact. When you mix fact with a good sprinkling of imagination, you get a terrific story. Skim through the e-edition to find any science-related story. Locate at least three facts. Write a first paragraph for a science fiction story based on the facts you found. One good way to get started is to ask yourself a "what if" question based on the facts you found. Be sure your story's starter paragraph has a topic sentence and strong supporting details.

Objective: understanding how humans affect the environment

The gases in our atmosphere that trap heat, something that's called the "greenhouse effect," are contributing to global warming. The burning of fossil fuels like coal and oil produces these gases. Car use is a huge contributor to global warming. For that reason, car manufacturers are producing cars that use fuel wisely. Use the pull-down menu or the index of your e-edition to find the ads for cars for sale. Make a list of all the words or phrases devoted to describing the energy efficiency of the cars. Then write an ad encouraging people to buy fuel-efficient cars using the vocabulary you found.

