

Are You Recycling Right?

LOOK INSIDE TO FIND OUT



2020
Recycle Guide
pinellascountry.org/recycle

WHAT CAN I RECYCLE?



METAL

Cans
No lids, labels okay



GLASS

Bottles and jars
No lids, labels okay



PLASTIC

Bottles and jugs
No caps, labels okay



PAPER & CARDBOARD

Clean and dry, no shredded paper



CARTONS

No straws or caps

Check with your city for details.

WHEN IN DOUBT THROW IT OUT

These items do not belong in your recycling bin




**OTHER
PLASTICS**



**BAGS OF
ANY KIND**



**CERAMIC
DISHWARE**



STYROFOAM



**CORDS,
WIRES AND
HOSES**



**FOOD-SOILED
ITEMS**

NOTHING SMALLER THAN YOUR FIST

Nothing smaller than your fist should be placed in your recycling bin. Small items are not properly sorted at recycling facilities and end up contaminating other recyclable materials. At the Material Recovery Facility (MRF), different types of recyclables are sorted and baled to be sold separately. Glass bottles and jars are crushed and sorted toward the end of this process. Small items that are not caught by the sorting machinery end up in the glass.

Why is recycling small items a problem?

It's a problem because manufacturers need clean glass in order to recycle it into new products. Glass that is contaminated with other materials takes extra fuel, time and resources to clean it before it can be turned into a new glass product.

Glass can be infinitely recycled, but the type of sand used to make glass products is a finite resource. Making sure that all of our glass bottles and jars can be recycled saves precious natural resources.

Make a difference:

Leave items smaller than your fist out of your recycling. Place them in the trash instead.



There's a lot of glass in this photo, but you can't tell. Items smaller than your fist end up mixed together with small glass pieces, requiring extra processing before the glass can be sold to manufacturers to make new glass products.

GOING BEYOND THE TEXT: TRASHY HOMEWORK

For people who want to help the earth, three of the most familiar words are "Reduce, Reuse and Recycle." By doing that, less trash will end up in landfills and people will use fewer of the earth's resources. To reduce waste and promote recycling, the Melbourne Girls' College, a school in the Southern Pacific nation of Australia, has taken a bold step this school year. It has done away with trash cans, and students are now required to take their trash home with them. By requiring students to carry home their trash, the school hopes to encourage use of reusable containers for lunches and reduce the amount of disposable plastics and packaging. "If we can get that message through to our students and to their wider family ... then it's going to have a ripple effect," principal Karen Money told CNN News. Communities around the world are encouraging recycling to reduce the amount of trash in landfills. Use the *Tampa Bay Times* to find and closely read a story about something one community is doing to encourage people to recycle. Use what you read to design a poster to encourage people to reduce and recycle in Pinellas County. Give your poster an eye-catching headline calling attention to a top benefit of recycling. Use other headlines and images to list other recycling benefits.



SEVEN SIMPLE WAYS TO GO

ZERO WASTE

To reduce means to use less of something. Using less of something, such as packaging, will result in a smaller amount of waste. Source reduction entails reducing waste before something is purchased. You can help reduce waste by purchasing products that are not wasteful in their packaging or use.

A key factor of waste reduction is “conservation – using natural resources wisely, and using less than usual in order to avoid waste,” according to the National Institute of Environmental Health Sciences (NIEHS).

Sources: National Institute of Environmental Health Sciences,
Pinellas County Solid Waste



Here are some suggestions offered by Pinellas County Solid Waste:

- 1 Get a reusable water bottle. Enjoy your tap water and save money.
- 2 Keep a “zero waste kit” with reusable cutlery, napkins and sealable containers.
- 3 Replace cotton balls and makeup wipes with washable cotton pads.
- 4 Find reusable shopping bags that you will remember to bring to the store. There are many options that can be folded to fit in your pocket or purse.
- 5 When buying produce, bring your own reusable mesh bag.
- 6 Bring your own straw. There are options that fold up in a case small enough to fit on your keychain.
- 7 Don't forget to practice reuse. Many of these items can be purchased from a thrift store!

► REDUCE EVEN MORE: USE FREE MULCH

Instead of buying mulch, consider getting it for free! Free mulch is available to Pinellas County residents at the sites below — just bring a shovel and take as much as you need. For pickup truck or trailer loads, be sure to come prepared with a tarp or vehicle cover to keep your mulch load secured, as required by law.

A.L. Anderson Park

39699 U.S. 19 N, Tarpon Springs

Bicentennial Park

East of 565 Tom Stuart Causeway, Madeira Beach

John Chesnut Sr. Park

2200 East Lake Road, Palm Harbor

City of St. Petersburg Recycling/Brush Sites

- 1000 62nd Ave. N, St. Petersburg
- 7500 26th Ave. N, St. Petersburg
- 2453 20th Ave. N, St. Petersburg
- 2500 26th Ave. S, St. Petersburg
- 4015 Dr. MLK Jr. St. S, St. Petersburg

Clearwater Solid Waste Facility

1701 N Hercules Ave., Clearwater

Cypress Forest Recreation Center

200 feet north of 650 Pine Ave. N, Oldsmar

Gulfport Neighborhood Center

1617 49th St. S, Gulfport

Lake Haven Recycling Center

817 Lake Haven Road, Dunedin

Pinellas County Solid Waste

3095 114th Ave. N, St. Petersburg

Pinellas County HEC₃

2855 109th Ave. N, St. Petersburg

Starkey Road Drop-off Recycling Center

1551 Starkey Road, Largo

Walsingham Park

12615 102nd Ave. N, Largo


Waste Management Brush Site

12950 40th St. N, Pinellas Park

GOING BEYOND THE TEXT: SAVING RESOURCES

Reducing the amount of waste sent to disposal facilities is important for the environment and the economy. Through reducing, reusing and recycling, you can help save resources, which, in turn, benefits the economy. Create a chart with the following categories: item, reduce, reuse and recycle. Find words and photos of items you use on a regular basis in the *Tampa Bay Times* to place on your chart. Can you reduce the amount of waste by buying in bulk or using a reusable container to store the item? Is the packaging of the item recyclable? Would there be a cost reduction for buying in bulk and eliminating extra packaging? As a class, compare your charts and discuss what you have learned.





LOCATIONS	EXCEPTIONS
-----------	------------

BELLEAIR

John J. Osborne Public Works Building • 1075 Ponce de Leon Blvd.

DUNEDIN

Highlander Park Recycling Site • Ed Eckert Dr., across from Highlander Pool

Lake Haven Recycling Center • 817 Lake Haven Road

CLEARWATER

Clearwater Solid Waste Facility • 1701 N Hercules Ave.

North County Service Center • 29582 U.S. 19 N, west side, south of Curlew Road

Sand Key Park • 1060 Gulf Blvd.

Walmart • 23106 U.S. 19 N, southeast corner of parking lot

GULFPORT

49th Street Neighborhood Center • 1617 49th St. S

INDIAN ROCKS BEACH

Brown Park • Bay Blvd. and Second St.

Cardboard is not accepted.

Indian Rocks Beach Nature Preserve • 903 Gulf Blvd.

Cardboard, cartons and glass are not accepted.

Indian Rocks Historical Museum • 203 Fourth Ave.

Cardboard, cartons and glass are not accepted.

Kolb Park • 1507 Bay Palm Blvd.

INDIAN SHORES

Indian Shores Town Hall • 19305 Gulf Blvd.

LARGO

Bank of America • 10900 Seminole Blvd.

Hamlin Boulevard 4-H • 14644 113th Ave. N

Pinellas County Extension • 12520 Ulmerton Road, north of Ulmerton Road, entrance on 125th St. N Frontage Road

Starkey Road Recycling Center • 1551 Starkey Road, north of Ulmerton Road, south of East Bay Dr.

Tri-City Plaza • U.S. 19 N and East Bay Dr., behind Ross store

PALM HARBOR

Curlew Retention Pond • 1740 Curlew Road, between Belcher Road and CR 1

John Chesnut Sr. Park • 2200 East Lake Road

William E. Dunn Water Reclamation Facility • 4111 Dunn Dr., Off Alt U.S. 19 N

REDINGTON SHORES

Redington Shores Town Hall • 17425 Gulf Blvd.

SAFETY HARBOR

Safety Harbor Fire Station 53 • 3095 McMullen-Booth Road

Safety Harbor Public Works • 1200 Railroad Ave.

SEMINOLE

Lake Seminole Park • 10015 Park Blvd., east of Seminole Blvd.

TOP-OFF CENTERS



LOCATIONS

EXCEPTIONS

ST. PETERSBURG

Bay Vista Park • 7000 Fourth St. S

Only accepts cardboard, glass bottles and jars, and newspaper.

City of St. Petersburg Recycling/Brush Sites

- 1000 62nd Ave. NE
- 7750 26th Ave. N
- 2453 20th Ave. N
- 2500 26th Ave. S
- 4015 Dr. MLK Jr. St. S

Clearview United Methodist Church • 4515 38th Ave. N

Crescent Lake Park • 1320 Fifth St. N

Enoch Davis Recreation Center • 1111 18th Ave. S

Only accepts aluminum cans.

Former Sweetbay • 6095 Ninth Ave. N, northeast corner of store

Fossil Park • 6635 Dr. MLK Jr. St. N

Only accepts cardboard, glass bottles and jars, and newspaper.

Grace Lutheran Thrift Store • 4300 Haines Road

Lakewood Youth Association • 4801 31st St. S

Only accepts aluminum cans, cardboard, mixed paper and newspaper.

Northwest Park • 2331 60th Ave. N

Only accepts aluminum cans, cardboard, mixed paper and newspaper.

Pinellas County Solid Waste • 2855 109th Ave. N, next to HEC₃

St. Petersburg Municipal Marina • 300 Second Ave. SE

St. Petersburg Public Library • 3745 Ninth Ave. N

Only accepts cardboard.

TARPON SPRINGS

A.L. Anderson Park • 39699 U.S. 19 N, between Klosterman Road and Tarpon Ave.

Brooker Creek Education Center • 3940 Keystone Road

Tarpon Springs Fire Rescue Station 70 • 1023 Gulf Road

Tarpon Springs Yard Waste Facility • 898 S Levis Ave.

TIERRA VERDE

Fort De Soto Park • 3222 Pinellas Bayway S, in boat ramp overflow parking area and campground

GOING BEYOND THE TEXT: EXPRESS YOURSELF

Read several letters to the editor in today's *Tampa Bay Times* to see how they are written. You can also read other examples in the archives on the digital edition. Using the letters you find as examples, write your own letter to the editor. Express your views about why people should reduce their trash output and recycle.



CURBSIDE RECYCLING

CITY/TOWN	BIN REQUEST	ADDITIONAL INFORMATION
Belleair · 727-588-3769 x406 · townofbelleair.com	City · 727-588-3769 x401	
Belleair Beach · 727-595-4646 x120 · cityofbelleairbeach.com	City · 727-595-4646 x120	
Belleair Bluffs · 727-584-2151 · belleairbluffs.org	Hauler · 727-572-8779	
Belleair Shore · 727-593-9296 · belleairshore.com	Hauler · 727-572-6800	
Clearwater · 727-562-4920 · myclearwater.com/recycling	City · 727-562-4920	
Dunedin · 727-298-3215 x1324 · dunedingov.com	City · 727-298-3215	
Gulfport · 727-893-1089 · mygulfport.us	City · 727-893-1089	Recyclables are collected in two separate bins. Glass is not accepted. Visit mygulfport.us for details.
Indian Rocks Beach · 727-595-6889 · indian-rocks-beach.com	City · 727-595-6889	
Indian Shores · 727-595-4020 · myindianshores.com	Hauler · 727-572-6800	
Kenneth City · 727-498-8948 · kennethcityfl.org	Hauler · 727-572-6800	
Largo · 727-587-6760 · largorecycles.com	City · 727-587-6760	
Madeira Beach · 727-543-8154 · madeirabeachfl.gov	City · 727-543-8154	
North Redington Beach · 727-391-4848 · townofnrb.com	Hauler · 727-572-6800	Call for information about “back door” recycling service.
Oldsmar · 813-749-1135 · myoldsmar.com	City · 813-855-5257	
Pinellas Park · 727-369-0690 · pinellas-park.com	City · 727-369-0690	
Redington Beach · 727-391-3875 · townofredingtonbeach.com	City · 727-391-3875	
Redington Shores · 727-397-5538 · townofredingtonshores.com	City · 727-397-5538	
Safety Harbor · 727-724-1550 x2002 · cityofsafetyharbor.com	City · 727-724-1550 x2002	
Seminole · 727-397-6383 x3 · myseminole.com	City · 727-393-6383 x3	
South Pasadena · 727-384-0701 · mysouthpasadena.com	Hauler · 727-572-6800	
St. Petersburg · 727-893-7838 · stpete.org/recycle	City · 727-893-7838	
St. Pete Beach · 727-363-9243 · stpetebeach.org	City · 727-363-9243	
Tarpon Springs · 727-943-4837 · ctsfl.us	City · 727-943-4837	
Treasure Island · 727-547-4575 x253 · mytreasureisland.org	City · 727-547-4575 x253	

DON’T LIVE IN ONE OF THE CITIES/TOWNS ABOVE?

Residents who live in unincorporated areas can contract directly with one of the haulers listed below to request curbside recycling service. To find out if you live in an unincorporated area, visit pinellascounty.org/resident/unincorporated_areas.htm.

County Sanitation 727-522-5794 countysanitationservice.com	Orion Waste Solutions Russo & Sons LLC 727-561-0360 orionwaste.com	Superior Trash Service 727-254-0664 superiortrashservice.com	Waste Management 727-572-8779 wm.com
D & D Hauling 727-586-6416 dndhauling.com	Solar Sanitation 727-535-0447 solarsanitationinc.com	Waste Connections 727-572-6800 local.progressivewaste.com/Pinellas	Waste Pro 727-452-5278 www.wasteprousa.com/office/clearwater

RECYCLING AN ALUMINUM CAN

2

Aluminum cans are collected with other recyclable materials and brought to a Materials Recovery Facility (MRF), where they are sorted and baled.



3

Aluminum cans are sold to manufacturers who turn them into new products.

A recycled aluminum can is back on the shelf in less than 60 days!



1

A recyclable item – such as an aluminum can – is placed in a curbside recycling bin or brought to a recycling drop-off center by a consumer.



4

The new products made with recycled content are purchased by a consumer.



RECYCLING DOESN'T END AT THE CURB. IT TAKES ALL FOUR STEPS FOR A MATERIAL TO TRULY BE RECYCLED!

Curious about what happens to your trash?

TAKE OUR EYE-OPENING TOUR

Pinellas County Solid Waste offers tours of its award-winning, 703-acre facility. The 90-minute tour includes a classroom presentation, where participants will learn how the County manages more than 1,000,000 tons of waste each year and how to reduce, reuse and recycle to create less waste. It also includes a driving tour for an up-close look at the Waste-to-Energy facility and landfill.

FREE
AND OPEN TO
EVERYONE
AGES 8 & UP

- Call 727-464-7500
- Visit pinellascounty.org/solidwaste/educational/tours
OR join a scheduled tour by registering on Eventbrite at eventbrite.com, type in "Pinellas County Solid Waste"

"My family and I took the tour of the Solid Waste facility this past week ... Entertaining, informative and free!"
- David B., Largo

"Who wants to tour the 'dump'? We did! Try it, you'll like it!"
- Gary W., Palm Harbor

"Recently attended the solid waste facility tour ... Excellent information on what should be recycled in this county."
- Rick S., Clearwater



GOING BEYOND THE TEXT: MAKE A DIFFERENCE

One way to spread the word about the importance of reducing trash is to host a Make a Difference Day at your school. This event involves hands-on activities that engage students in learning about reducing waste, reusing materials, recycling, composting, and conserving natural resources and energy. Activities could include conducting a "waste-free lunch" or swapping school supplies, clothing and toys to reuse. Have the students in your class come up with different ideas to help students and staff get excited about the school having a waste reduction program and helping the environment. Look through the *Tampa Bay Times* for ways to promote your ideas. Using the formats you see in the *Times*, advertise the event in the school newspaper. Also, create a promotion for the morning announcements. Share your promotions with your class.



Pinellas County residents have two options to dispose of unwanted household chemicals and electronics

WHAT TO BRING



Automotive products

- Oils and antifreeze (Limit: 5 gallons)
- Gasoline and diesel (Limit: 25 gallons)

Batteries (tape terminals)

- Single-use batteries go in trash
- All others are accepted



Electronics

- Cellphones • Computers
- Items with rechargeable batteries
- TVs - must be whole (Limit: 6 TVs, 5 computers)

Household chemicals

- Adhesives/epoxies • Aerosols
- Cleaners • Cooking oil




Lawn and garden chemicals

- Pesticides/herbicides • Fertilizers • Sprayers

Mercury-containing devices

- Thermometers • Thermostats
- Fluorescent bulbs (Limit: 12)




Paint products

- Paints/stains • Solvents
- (Limit: 20 one-gallon, 5 five-gallon)

Pool and spa products

- Chlorine • Muriatic acid
- Cleaners/clarifiers



Signal flares

- Marine
- Road

HOUSEHOLD ELECTRONICS AND CHEMICAL COLLECTION CENTER (HEC₃)

Monday – Saturday, 7 a.m. to 5 p.m.

2855 109th Ave. N, St. Petersburg

pinellascounty.org/solidwaste/hec3.htm

MOBILE COLLECTION EVENTS

Saturdays, 9 a.m. to 2 p.m.

pinellascounty.org/solidwaste/mobileoptions.htm

WHAT NOT TO BRING



Appliances

Fire extinguishers



Household electronics

such as stereos, DVD players and speakers

Medicine and sharps



Propane tanks

or other compressed gases

GOING BEYOND THE TEXT: PAYING ATTENTION TO TRASH

Read the Front Page Talking Points article "Americans need to pay closer attention to what we toss in recycling bins," located on the Tampa Bay Times Newspaper in Education website at nieonline.com/tbtimes/frontpage.cfm?lessondate=20180625. After reading the article, watch the video and then complete the action points using the *Tampa Bay Times* as your resource. Share what you have learned with your family and classmates.



STILL NOT SURE WHAT TO DO WITH IT?

Find out what to
do with more than
450 items on the
**A to Z Guide for
Recycling and
Disposal.**

pinellascounty.org/solidwaste/getridofit

ABOUT NIE

The Tampa Bay Times Newspaper in Education program (NIE) is a cooperative effort between schools and the Times Publishing Co. to encourage the use of newspapers in print and electronic form as educational resources — a “living textbook.” Our educational resources fall into the category of informational text, a type of nonfiction text. The primary purpose of informational text is to convey information about the natural or social world.

NIE serves educators, students and families by providing schools with class sets of the Pulitzer Prize-winning *Tampa Bay Times* plus award-winning original educational publications, teacher guides, lesson plans, educator workshops and many more resources — all at no cost to schools, teachers or families.

In 2018-2019, NIE provided more than 1.4 million print copies and 10 million digital editions of the *Times* to area classrooms free of charge thanks to our generous subscribers and individual, corporate and foundation sponsors. NIE teaching materials cover a variety of subjects and are aligned to the Florida Standards.



For more information about NIE, visit tampabay.com/nie, call 727-893-8138 or email ordernie@tampabay.com. Follow us on Twitter at twitter.com/TBTimesNIE. Find us on Facebook at facebook.com/TBTNIE.

NIE staff

Jodi Pushkin, manager, jpushkin@tampabay.com

Sue Bedry, development specialist,
sbedry@tampabay.com

© *Tampa Bay Times* 2020

Credits

Project manager: Sue Bedry, *Times* staff

Written by Pinellas County Solid Waste staff
and Sue Bedry, *Times* staff

Curriculum activities by Jodi Pushkin, *Times* staff

Designed by Patricia Tatum-Evans, *Times* staff

TEACH WITH THE *TIMES* AND WIN

Educators, share 100 words about
how you used this resource in your
classroom for a chance to win a \$15
gift card! Visit tampabay.com/nie for
details and to enter.

Florida Standards

This publication and its activities incorporate the following Florida Standards for elementary, middle and high school students. **Science:** SC.35.N.1.1; SC.35.N.1.2; SC.35.N.1.3; SC.35.N.1.6; SC.35.N.1.7; SC.35.N.3.1; SC.35.CS-CC.1.2; SC.35.CS-CP.1.3; SC.45.N.2.1; SC.68.N.1.1; SC.68.N.1.2; SC.68.N.1.3; SC.68.N.1.6; SC.68.N.1.7; SC.68.N.2.1; SC.68.N.3.1; SC.68.CS-CC.1.2; SC.68.CS-CP.1.3; SC.912.N.1.1; SC.912.N.1.2; SC.912.N.1.3; SC.912.N.1.6; SC.912.N.1.7; SC.912.N.2.1; SC.912.N.3.1; SC.912.CS-CC.1.2; SC.912.CS-CP.1.3 **Social Studies:** SS.4.C.2.1; SS.4.C.2.3; SS.5.C.2.1; SS.5.C.2.3; SS.5.C.2.5; SS.78.C.2.1; SS.78.C.2.3; SS.78.C.2.13; SS.912.C.2.2; SS.912.C.2.3; SS.912.C.2.4; SS.912.C.2.8 **Language Arts:** LAFS.35.L.1.1; LAFS.35.L.1.2; LAFS.35.L.2.3; LAFS.35.L.3.4; LAFS.35.L.3.5; LAFS.35.L.3.6; LAFS.35.RI.1.1; LAFS.35.RI.1.2; LAFS.35.RI.1.3; LAFS.35.RI.2.4; LAFS.35.RI.2.5; LAFS.35.RI.2.6; LAFS.35.RI.3.7; LAFS.35.RST.3.7; LAFS.35.SL.1.1; LAFS.35.SL.1.2; LAFS.35.SL.1.3; LAFS.35.SL.2.4; LAFS.35.SL.2.5; LAFS.35.SL.2.6; LAFS.35.W.1.1; LAFS.35.W.1.2; LAFS.35.W.2.4; LAFS.35.W.2.5; LAFS.35.W.2.6; LAFS.35.W.3.7; LAFS.68.L.1.1; LAFS.68.L.1.2; LAFS.68.L.2.3; LAFS.68.L.3.4; LAFS.68.L.3.5; LAFS.68.L.3.6; LAFS.68.RI.1.1; LAFS.68.RI.1.2; LAFS.68.RI.1.3; LAFS.68.RI.2.4; LAFS.68.RI.2.5; LAFS.68.RI.2.6; LAFS.68.RI.3.7; LAFS.68.RST.3.7; LAFS.68.SL.1.1; LAFS.68.SL.1.2; LAFS.68.SL.1.3; LAFS.68.SL.2.4; LAFS.68.SL.2.5; LAFS.68.SL.2.6; LAFS.68.W.1.1; LAFS.68.W.1.2; LAFS.68.W.2.4; LAFS.68.W.2.5; LAFS.68.W.2.6; LAFS.68.W.3.7; LAFS.912.L.1.1; LAFS.912.L.1.2; LAFS.912.L.2.3; LAFS.912.L.3.4; LAFS.912.L.3.5; LAFS.912.L.3.6; LAFS.912.RI.1.1; LAFS.912.RI.1.2; LAFS.912.RI.1.3; LAFS.912.RI.2.4; LAFS.912.RI.2.5; LAFS.912.RI.2.6; LAFS.912.RI.3.7; LAFS.912.RST.3.7; LAFS.912.SL.1.1; LAFS.912.SL.1.2; LAFS.912.SL.1.3; LAFS.912.SL.2.4; LAFS.912.SL.2.5; LAFS.912.SL.2.6; LAFS.912.W.1.1; LAFS.912.W.1.2; LAFS.912.W.2.4; LAFS.912.W.2.5; LAFS.912.W.2.6; LAFS.912.W.3.7